

Covid-19 Supplementary Risk Assessment

Guidance

Purpose

This document is intended for anyone who has responsibility for music-making in education settings. It provides suggested control measures and prompts to think about specific local circumstances. Please note that it is not intended to cover all risks associated with any activity: it looks only at additional measures to minimise transmission Covid-19. Existing risk assessments still apply.

This is not a complete document: users must adapt the content to fit local circumstances and to comply with individual organisations' safety management systems. Legal responsibility for any activity rests with the person or organisation in charge.

Assessing the risks

Remember that assessing risk is about understanding hazards and can never expect to eliminate all possibility of harm.

The standard is to identify **reasonably foreseeable** risks. We know that the extreme outcome of this infection is death or long-term health detriment but both are unusual outcomes in children and younger adults. The reasonably foreseeable risk here is the spread of Covid-19 virus.

If the activity happens in a health setting or participants are known to have underlying health (particularly respiratory) issues, you will need to account for this at an activity or individual level.

Control measures should be **reasonable** and **proportionate**. Remember that the person most at risk may be the adult leading the activity: this is not just about the children. As death rates increase with age, it may be reasonable and proportionate to have more or fewer controls depending on their age and definitely depending on their general health.

Control measures

Many control measures need cost little, if anything, to put in place, so consider behavioural or procedural measures (a Safe System of Work) before specifying equipment. Do bear in mind the cost of staff time however.

Enable and encourage

Risk assessment is a positive process which enables activity. Music Mark and its members want children to be able to make music. The safest classroom music-making is no music-making but that is deeply undesirable and it still does not mean nobody will catch the virus. Music Mark hopes this document will help music educators to make the case for playing musical instruments and singing in education, whatever the setting's risk appetite and local circumstances.

Covid-19 Supplementary Risk Assessment

Peripatetic vocal / instrumental tuition

Owner:			
Consultees:			
Version:			
Date of assessment:		Review date (max 1 yr):	

Description of activity

Teaching of singing and instruments to small groups of children in schools by peripatetic tutors [from xxx Music Service / privately employed / etc]. If specific to a group, school or situation, provide details such as where it takes place (site, space, room) numbers involved, equipment and who leads the activity.

References to related risk assessments

If there is a pre-existing risk assessment for this activity, refer to it here.






Existing control measures

These are the things you already do, or are inherent in the activity, that reduce the risks.

	Hazard	Who is at risk?	Control measure(s)	Who is responsible?
1	Airborne transmission	Students	Teaching room needs to be large enough to maintain social distancing or a minimum 2m for singing and mouth-blown instruments (N.B. flutes generate two air streams, to the front and the side). If the room needs to be rearranged to enable this, tutors should make arrangements with the school and must not move furniture, instruments etc on their own initiative.	
2	Airborne transmission	Students and tutor	What control is there over ventilation? Gentle through-ventilation is preferred. Fans that recirculate stale air should not be used.	
3	Airborne transmission	Students and tutor	Lessons may need to be shortened or split for older, more advanced players in smaller rooms or with poor ventilation.	
4	Surface transmission	Students and tutor	How are handling of equipment (instruments, stands, music...) by both students minimised or eliminated?	

Advice on specific instruments, room layout and cleaning equipment is in the *Music Unlocked Providers'* document [here](#).

Initial risk rating

How likely is the activity to result				Lik	5					
--------------------------------------	--	--	--	------------	---	---	---	---	---	---

How likely is the activity to result in actual harm (1-5)?			Likelihood less more	5					
				4					
				3					
How severe would the consequences be (1-5)?				2					
				1					
					1	2	3	4	5
Risk rating (likelihood x severity)					better		worse		
					Severity				

Additional control measures

These are new measures identify to reduce the risk rating. It is usually easier (and it is perfectly acceptable) to reduce the likelihood of harm rather than the severity.

It is not necessary to implement additional control measures for every hazard identified. Prioritise the hazards you have identified and ensure that control measures are reasonable and proportionate.

	Hazard	Who is at risk?	Control measure(s)	Who is responsible?
1	Airborne transmission	Tutor	In small rooms, a plexiglass screen between tutor and (singing, WW or brass) student(s) will reduce exposure to students' bioaerosols. Could the tutor wear a mask?	
2	Surface transmission	Students and tutor	Cleaning of handling and playing surfaces will depend on the instrument – see <i>Music Unlocked</i> . Bear in mind that pianos and drum kits are shared instruments. State how risks from reeds and venting of spit valves will be mitigated.	
3	Airborne and surface transmission	Students and tutor	How are lesson changeovers managed? 5mn gaps so that students do not overlap? Or is the space large enough not to worry?	
4	Airborne and surface transmission	Students and tutor	Is it appropriate to adopt or adapt the suggested Code of Conduct in <i>Music Unlocked</i> ?	
5	Airborne and surface transmission	Students and tutor	If any of the above are not possible (either one week or at all), could lessons be provided remotely over video-conferencing, e.g. with the tutor in another practice room on the school's network?	

Advice on specific instruments, room layout and cleaning equipment is in the *Music Unlocked* Providers' document [here](#).

Residual Risk rating

How likely is the activity to result in actual harm (1-5)?			Likelihood less more	5	Green	Yellow	Red	Red	Red
				4	Green	Yellow	Yellow	Red	Red
				3	Green	Green	Yellow	Yellow	Red
How severe would the consequences be (1-5)?				2	Green	Green	Green	Yellow	Yellow
				1	Green	Green	Green	Green	Green
					1	2	3	4	5
Risk rating (likelihood x severity)					better		worse		
					Severity				

Risk rating:	1-6	Green	Monitor to ensure control measures are implemented consistently and that the rating remains valid.
	8-12	Amber	Try to identify additional controls to reduce the risk. Ensure that control measures are implemented consistently and look to improve by the next review.
	15-25	Red	Cease this activity until additional controls can be put in place to manage the risk.

Date communicated to staff/volunteers:

Signed: _____ **Date:** _____

Name: _____ **Position:** _____

Remember:

- This is a legal document: you must do (or ensure that people working for you do) what you say in it.
- Risk assessments must be reviewed at least annually or when there is an incident, i.e. in this case, if someone falls ill after taking part in the activity.
- For the purposes of Health & Safety, if you have not recorded it, you have not done it.